


* PUT SAME CLOSET PHOTOS TOGETHER
* ADD NEW PHOTOS FROM FOLDER

Walk In Closets









Reach In Closets




* ADD PHOTOS FROM FOLDER

Home Office Systems



* ADD PHOTOS FROM FOLDER

Garage Storage Design




*ADD PHOTOS FROM FOLDER

*PUT SAME LAUNDRY PHOTOS TOGETHER
*ADD NEW PHOTOS FROM FOLDER

Laundry Room & Kitchen Design

PANTRY


LAUNDRY & MUDROOMS



Islands & Benchseats



Pantry & Mudroom Storage



* PUT SAME MUDROOMS TOGETHER
* ADD NEW PHOTOS FROM FOLDER


HOME PAGE

Enhance your secondary entrances

CHANGE WORDING

In the traditional sense, houses are designed for guests to enter through the front door and into the foyer. When they walk in, the most visible areas are often decorated and appealing to the eye and kept clean (for the most part). When a guest walks into your home, most homeowners want them to feel some sense of cleanliness and order. What would happen if they'd walk in through your garage? Your laundry room? Your mudroom? Would they feel the same sense of welcome-ness and order? Below are a few tips to help you enhance your "second entrances". After all, who wants to walk all the way around to the front door, when you can just stroll in through the garage?


REPLACE PHOTO



Garage Organization

Slatwall is the simplest and most cost-effective solution for garages. It's visually appealing, it sits close to the wall and you can put it virtually anywhere. It's great for hanging things like bikes, tools, chairs, ladders, etc.... basically everything that ends up in the middle of the garage floor! Even some basic racks of shelves are great. Most garages have more height than a typical room, so use it. Use big Tupperware buckets and throw them on a shelf. Stack them to the ceiling, just get it off the floor! Of course, they get more elaborate with custom cabinets and flooring options, but even simple solutions get the job done.

REPLACE PHOTO




Mudrooms/Laundry Rms

These areas tend to be collect-alls for shoes, sports equipment, jackets, bags and any other junk that makes it in through the garage, but not through to the rest of the house. Lockers are the latest and greatest trends and really transform these areas, but simple solutions also help a great deal... cubbies, drawers, baskets, hooks, bench seats. Same school of thought here - make it easy to get it off the floor, on a shelf or in a basket/drawer.

MUDRM/LAUNDRY

~REWRITE~

REPLACE PHOTO



Laundry Rooms

Whether it's upstairs or down, Laundry rooms are often neglected. A single wire shelf or cabinet doesn't cut it anymore. This is one of the areas of the house that we spend a ton of time in and don't even realize it! Even the new appliances are coming in more attractive colors and designs. Front load, top load, compact, sinks, countertops, drying areas.

OFFICES/ENTERTAINMENT

~REWRITE~